



# IOM 2011 CASE DATA ON HUMAN TRAFFICKING: GLOBAL FIGURES & TRENDS<sup>1</sup>

February 2012<sup>2</sup>

---

<sup>1</sup> The data in this document was compiled by IOM Headquarters staff, Anvar Serojtdinov, Project Officer, [aserojtdinov@iom.int](mailto:aserojtdinov@iom.int) in conjunction with the assistance of IOM field missions. All enquiries can be addressed to the given email address or directly to the appropriate IOM mission.

<sup>2</sup> This document is continually updated as new data are received from missions and/or where there are new yearly updates.

## TABLE of CONTENTS:

1.0 Introduction .....	3
1.1 Data sources.....	3
1.2 Context and data caveats.....	5
1.3 Global & regional findings.....	6
1.4 Tables .....	7
Table one: Regional overview .....	8
Figure one: Bar chart of global overview of all cases assisted, by region.....	8
Table two: Africa region.....	9
Table three: Central & Southern Asia region .....	10
Table four: East Asia & Pacific region .....	11
Table five: Europe region .....	12
Table six: Near East region.....	13
Table seven: Western Hemisphere region.....	14
Table eight: Global overview of all cases assisted, by gender .....	15
Figure two: Pie chart of global overview of all cases assisted, by gender .....	15
Table nine: Regional overview of all cases assisted, by gender.....	16
Table ten: Global overview of all cases assisted, by age .....	18
Figure three: Pie chart of global overview of all cases assisted, by age .....	18
Table eleven: Regional overview of all cases assisted, by age.....	19
Table twelve: Global overview of all cases assisted, by exploitation .....	21
Figure four: Pie chart of global overview of all cases assisted, by exploitation .....	21
Table thirteen: Regional overview of all cases assisted, by exploitation.....	22
Table fourteen: Global overview of all cases assisted, by type of trafficking.....	25
Figure five: Pie chart of global overview of all cases assisted, by type of trafficking .....	25
Table fifteen: Regional overview of all cases assisted, by type of trafficking.....	26
Table sixteen: Overview of all cases assisted in 2011, by nationality.....	28
Figure six: Bar chart of Top countries of origin of VoTs, 2011 .....	29
Table seventeen: Overview of all cases assisted in 2011, by destination country .....	30
Figure seven: Bar chart of Top countries of destination for VoTs, 2011 .....	31
1.5 Type of IOM assistance provided.....	32

## 1.0 Introduction:

In order to reply to the request for information for the 2012 Trafficking in Persons Report of the U.S. Department of State's Office to Monitor and Combat Trafficking in Persons (J/TIP) IOM has compiled information on all trafficking cases assisted by the organization in 2011. This is a process which has been on-going in the context of a J/TIP funded project to support the IOM human trafficking database tool<sup>3</sup>.

## 1.1 Data sources:

The tables contained within this document are based upon IOM case data where the organization has been involved in providing direct assistance to a trafficked person in the context of an IOM counter-trafficking project. Some cases are also assisted through other IOM projects such as Assisted Voluntary Return & Reintegration programmes, resettlement programmes, family reunification programmes, and other humanitarian programmes.

Programmatic data is collected and stored through two channels: (1) the **IOM MIMOSA based Human trafficking database**; (2) and the 'sister' **core variable** approach.

- (1) Through the **IOM MIMOSA<sup>4</sup> based Counter-Trafficking Module** (CTM) otherwise known as the IOM human trafficking database, the IOM Migrant Assistance Division can to date report upon numerous variables for all cases encoded into the system from 2000-2010. This covers approximately **20,000** cases encoded by **72** different missions. For example, single-case information can be provided which is disaggregated by sex, age, nationality, destination country, type of trafficking, details of the recruitment and exploitation process etc....

Data is collected with two distinct tools – a screening interview form and an assistance interview form.<sup>5</sup> Screening interviews, undertaken upon first contact with the trafficked person, assess whether an individual was trafficked according to the definition provided in the Palermo Protocol<sup>6</sup> and also their immediate protection needs. Assistance interviews, undertaken once the individual has accepted IOM assistance, document the victim's background, recruitment and transportation, trafficking experience and their assistance and/or re/integration needs, including what service are (and are not) provided. The IOM database encodes data about individual trafficking victims according to these standardised interview forms. This standardised data is further supplemented by qualitative data from interviews with trafficking victims, which allows for the documentation of details that fall outside of the standardised fields and adds depth to the information collected. Interviews are undertaken by service providers, either an IOM staff or an NGO or GO partner with whom IOM works in providing direct assistance.

---

<sup>3</sup> That is, with the support provided by the United States Department of State (Office to Monitor and Combat Trafficking in Persons), under the terms of Grant No. S-SGTIP-09-CR-0070. The opinions expressed herein are those of the author and do not necessarily reflect the views of the United States Department of State.

<sup>4</sup> The **M**igrant **M**anagement **O**perational System **A**pplication (MiMOSA) is a global database that captures migrant biographic and demographic information required to deliver and report IOM operational services such as medical, movement, assisted voluntary return, cultural orientation, and counter trafficking.

<sup>5</sup> Please refer to the IOM Direct Assistance Handbook for a copy of the screening form and a detailed description of IOM's approach to screening and assistance. See IOM 2007.

<sup>6</sup> See Chapter Two of the IOM Direct Assistance Handbook for more information on how IOM determines trafficking status. See IOM 2007.

IOM's first counter-trafficking data collection system was started in 2000 in Kosovo, UNSC resolution 1244-administered Kosovo by IOM counter-trafficking staff who required a system to collect information about trafficking victims they were assisting as well as returning and referring for assistance in countries of origin. It then expanded from the IOM Pristina (Kosovo/UNSC 1244) mission, initially to surrounding "countries of origin" to facilitate the provision of return and reintegration assistance provided to trafficking victims<sup>7</sup>, and then to other countries and regions globally.

Today, the IOM trafficking database aims to consolidate into one database trafficking cases assisted by IOM missions and their partners globally. By mobilising the links between field missions (in origin, transit and destination countries), the database aims to establish a standardised model for data collection and data sharing (allowing for local and cultural adaptation through the inclusion of open fields) while reducing the risk of double counting cases. The database also facilitates the cross-border transfer of data in a secure manner.

In sum, the system can capture a wealth of information. A main barrier remains the fragmented use of the tools due to the current non-mandatory nature of MiMOSA for all non-movement related activities. IOM is working on changes this and the tool will become mandatory for all IOM activities in the course of 2012.

For more information on the IOM database please see:

Surtees, R. & Craggs, S. (2010) *Beneath the surface. Methodological issues in research and data collection with trafficked persons*, Geneva: IOM & Washington D.C: NEXUS.

- (2) Recognizing the above limitations, IOM developed a sister **core variable approach**. This approach is to be used by all non-global database missions, with a requirement to share data with HQ on a quarterly basis. The list of standard questions and answers has been the outcome of the **translation of core concepts into variables and indicators**. The questions, tables and answers have been **taken from the IOM standard Screening and Assistance questionnaires**. This ensures that data collected on the basis of either one of the two systems can be compared and analysed together to provide further insights into trafficking patterns at the regional and global level. It is a minimum set of data that all IOM Missions are required to collect and share with headquarters at all times in case the standard IOM interview forms are not utilized. There are four over-arching sections:
- **the profile of the victim of trafficking;**
  - **the trafficking process;**
  - **exploitation and;**
  - **the response to the victim.**

The process is supported by two accompanying documents - guidelines, and an excel data collection template.

---

<sup>7</sup> IOM takes a comprehensive approach to the provision of individualised direct assistance to trafficked persons. This includes the provision of shelter, health care, psycho-social assistance, legal aid, facilitating voluntary return process (after a risk assessment) and reintegration assistance. IOM works to counter trafficking and assist victims in countries of origin, transit and destination. While IOM direct assistance projects were first targeted at females trafficked for sexual exploitation, today the organisation provides assistance to men, women and children trafficked for all forms of exploitation around the world.

**Baseline data:** Data collected through both of these channels can be disaggregated by year, sex, age, nationality, country of exploitation, type of trafficking, sector of exploitation, and basic information on the type of assistance provided. In addition, this data can be presented from a source and destination perspective; and at the local, regional, and global level.

**Duration:** The data presented covers the period from January 2011 - December 2011 or where otherwise specified.

### **1.2 Context and data caveats:**

Data collected directly from trafficked persons, as in the IOM approach, is an important source of information and has proven central in efforts to understand and combat human trafficking. Research and data collection conducted within the assistance framework, such as the IOM approach, can shed light on a range of issues including risks and vulnerability factors, the needs of different groups of trafficking victims (e.g. men, women, children, victim of labour and sex trafficking); the gender dimensions of trafficking; details of the trafficking process and, albeit it to a lesser extent, the perpetrators involved, their modus operandi, the routes used and so on (Surtees & Craggs, 2010). However, it is important to understand the context and necessary caveats surrounding the IOM cases data herein presented in this report:

- The data are only reflective of IOM assisted cases;
- Read in isolation, it cannot therefore provide an accurate picture of trafficking in a particular country or region;
- In addition, who comes into assistance is an open question - a focus on trafficking for sexual exploitation has, in practice, led to a tendency to neglect other types of victims (e.g. males) and other forms of trafficking (e.g. labour) which, in turn, has led to a sometimes distorted presentation of the phenomenon, likely to be reflected in the IOM case data. At the same time, the heavy focus on international trafficking has, at worse, led to some cases of internal trafficking going unassisted and, at best, caused confusion as to the role of cross-border movements in trafficking (Surtees & Craggs, 2010);
- A proportion of IOM missions still do not currently share data via the global database or the associate core variable approach. Therefore, data from these countries is missing. IOM is in the process of resolving this;
- Unlike data collected in the context of the global database where the cross-border transfer of data allows for individual case management between destination and source countries, data collected through the core variable approach cannot always be validated against duplicative entries. It is likely that an IOM mission in a destination country will report upon some of the same cases assisted by an IOM mission in a source country, especially where there has been a voluntary return movement provided by IOM. The reason for this is that both IOM offices will be involved in providing assistance. So the counts of assistance are still valid; they might just refer to the same case and thus an individual is counted twice at the regional and global level. For example, a case might show as being assisted by IOM Haiti after being trafficked to Argentina. This case will be included in the mission level statistics for both IOM offices (IOM Port-au-Prince and IOM Buenos Aires). Yet this does not refer to two individuals but instead to two counts of assistance, provided to the same individual. For this reason, the regional and global totals provided relate to individual counts of assistance. The amount of individuals assisted by IOM globally is slightly lower; IOM is currently working on finalizing the figure for the total number of individuals assisted by IOM globally to complement the number for counts of assistance (recognising that the IOM global database relates to 20,000, non-duplicative, individual entries for trafficking victims). At the same time, it is very important to continue to have a figure on the counts of assistance as this is more reflective of funding that is needed for assistance and protection to victims of trafficking.

### 1.3 Global & regional findings:

The database is today installed in 72 IOM missions globally, albeit with differing levels of data collected from mission to mission. As of the end of December 2011, the system contained data on approximately 20,000 registered IOM assisted victims in more than 85 source and more than 100 destination countries. In addition, IOM has been able to combine core variable data from a revised total of 89 missions (with information on 91 countries)<sup>8</sup>, although the number of source and destination countries is above and beyond this figure due to trafficking flows and assistance patterns. Only 41 IOM missions<sup>9</sup> were unable to share data or did not implement an anti-trafficking project in 2011.<sup>10</sup> The data combined reveals that IOM has globally provided assistance to individual trafficked persons on 5,498 occasions in 2011.

IOM has globally provided assistance to individual trafficked persons on 5,498 occasions in 2011. More than half (62%) of these persons related to adults aged 18 and over, whereas around forty percent of cases (36%) were minors and about two percent (2%) unknown. Two thirds (62%) of these individuals are female, a little bit more than one third are males (37%), and the sex of the individual is unknown in just one percent of cases (1%). Individuals have been assisted by IOM after having been trafficked for the purpose of forced labour (53%), sexual exploitation (27%), other purposes such as forced marriage and organ trafficking (7%), begging (5%), combined sexual & force labour (5%), unknown purposes (3%), and for forced labour and other as well as for low level criminal activities (0.1%). In 2011, individuals were mostly trafficked across borders (64%), internally (31%), and both across borders and internally (1%). The type of trafficking was unknown for four percent (4%) of individuals trafficked in 2011.

---

<sup>8</sup> IOM Missions in 3 countries in Europe (Bosnia & Herzegovina, Macedonia and Sweden) and in 2 countries in East Asia and Pacific (Micronesia and Papua New Guinea) have provided information on why data for 2011 was not available.

<sup>9</sup> **In Africa:** Burundi, Cameroon, Chad, Congo, Democratic Republic of Congo, Gambia, Guinea, Guinea Bissau, Ivory Coast, Liberia, Mauritania, Mozambique, Niger, Rwanda, Sierra Leone, Somalia and Sudan; **In East Asia & Pacific:** Australia, China, Hong Kong, Micronesia, Mongolia, Myanmar, Papua New Guinea and South Korea; **In Europe:** Armenia, Bosnia & Herzegovina, Croatia, Latvia, Macedonia, Malta, Russian Federation, Slovenia and Sweden; **In the Near East:** Libya and Tunisia; and **In the Western Hemisphere:** Honduras, Panama, Paraguay, Uruguay and Venezuela.

<sup>10</sup> No data on Bahamas, Bahrain, Canada, Iran, Kuwait and Saudi Arabia was available due to the fact that IOM does not have operational presence in these countries.

## 1.4 Tables

The following tables provide a summary of mission-level case data at the regional and global level. More detailed information can be found in the detailed regional chapters of this report.

***Table one: Regional overview***

***Table two: Africa region***

***Table three: Central & Southern Asia region***

***Table four: East Asia & Pacific region***

***Table five: Europe region***

***Table six: Near East region***

***Table seven: Western Hemisphere region***

***Table eight: Global overview of all cases assisted, by gender***

***Table nine: Regional overview of all cases assisted, by gender***

***Table ten: Global overview of all cases assisted, by age***

***Table eleven: Regional overview of all cases assisted, by age***

***Table twelve: Global overview of all cases assisted, by exploitation***

***Table thirteen: Regional overview of all cases assisted, by exploitation***

***Table fourteen: Global overview of all cases assisted, by type of trafficking***

***Table fifteen: Regional overview of all cases assisted, by type of trafficking***

***Table sixteen: Overview of all cases assisted, by nationality***

***Table seventeen: Overview of all cases assisted, by destination country***

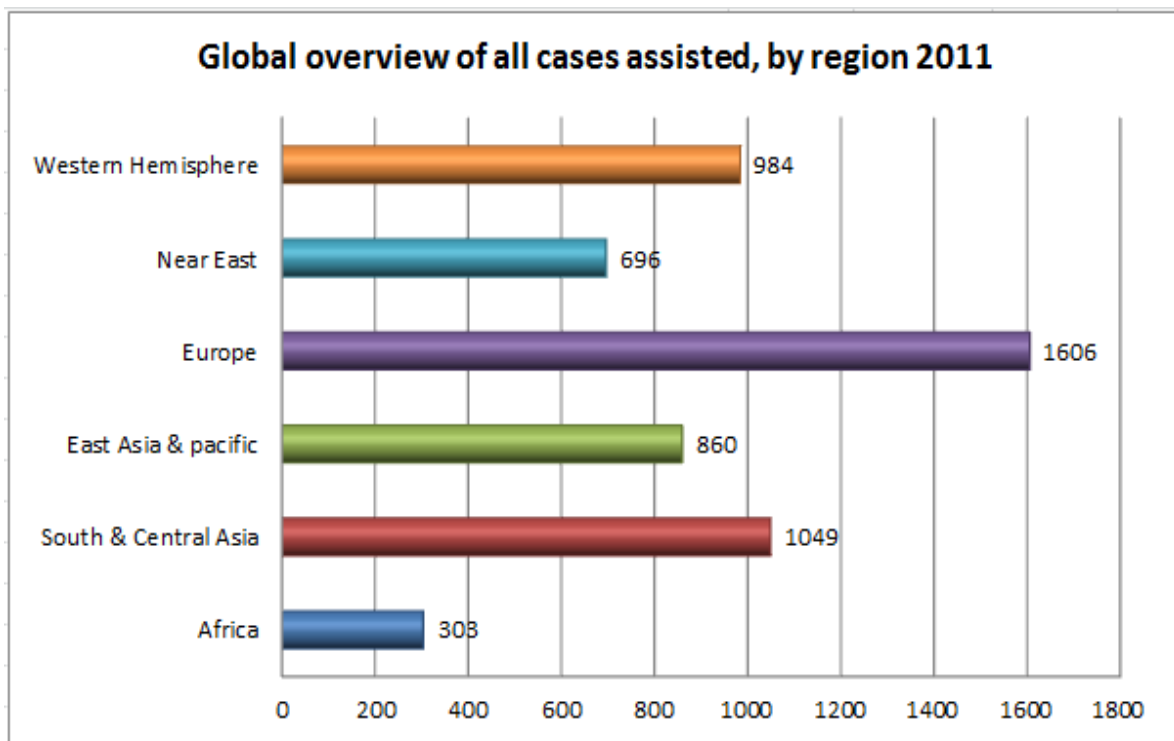
**Table one: Regional overview**

	<b>Total number of cases assisted: (year) 2011</b>
<b>Africa</b>	303
<b>South &amp; Central Asia</b>	1049
<b>East Asia &amp; pacific</b>	860
<b>Europe</b>	1606
<b>Near East</b>	696
<b>Western Hemisphere</b>	984
<b>GLOBAL TOTAL</b>	<b>5,498*</b>

Source: IOM trafficking case data

\* Due to the above-mentioned issue of double-entries, these regional and global totals relate to individual occasions of assistance provided by IOM to individual trafficked persons which may occur, for example, in places of destination and origin. The amount of individuals assisted by IOM globally is slightly lower; IOM is currently working on finalizing the figure for the total number of individuals assisted by IOM globally.

**Figure one: Bar chart of global overview of all cases assisted, by region**



Source: IOM trafficking case data



**Table two: Africa region**

	<b>Total number of cases assisted: (year) 2011</b>
Angola	4
Djibouti	17
Ethiopia	44
Ghana	20
Kenya	2
Mali	32
Mauritius	24
Nigeria	35
Senegal	1
South Africa	13
Tanzania	47
Uganda	45
Zambia	14
Zimbabwe	5
<b>REGIONAL TOTAL</b>	<b>303</b>

Source: IOM trafficking case data

**Table three: Central & Southern Asia region**

	<b>Total number of cases assisted: (year) 2011</b>
Afghanistan	199
Bangladesh	15
India	53
Kazakhstan	141
Kyrgyzstan	202
Nepal	113
Pakistan	3
Sri Lanka	7
Tajikistan	62
Turkmenistan	50
Uzbekistan	204
<b>REGIONAL TOTAL</b>	<b>1,049</b>

Source: IOM trafficking case data

**Table four: East Asia & Pacific region**

	<b>Total number of cases assisted: (year) 2011</b>
Cambodia	122
Indonesia	83
Japan	34
Laos	195
Malaysia	38
Philippines	24
Thailand	260
Timor Leste	2
Vietnam	102
<b>REGIONAL TOTAL</b>	<b>860</b>

Source: IOM trafficking case data

**Table five: Europe region**

	<b>Total number of cases assisted: (year) 2011</b>
Albania	36
Austria	4
Azerbaijan	71
Belarus	142
Belgium	7
Bulgaria	20
Czech Republic	26
Denmark	22
Estonia	3
Finland	2
France	2
Georgia	3
Germany	69
Greece	18
Hungary	20
Ireland	2
Italy	6
Kosovo	18
Lithuania	4
Moldova	98
Montenegro	1
Netherlands	33
Norway	6
Poland	9
Portugal	1
Romania	21
Serbia	31
Slovakia	26
Spain	23
Switzerland	20
Turkey	35
United Kingdom	13
Ukraine	814
<b>REGIONAL TOTAL</b>	<b>1,606</b>

Source: IOM trafficking case data

**Table six: Near East region**

	<b>Total number of cases assisted: (year) 2011</b>
Egypt	100
Iraq	36
Jordan	10
Lebanon	9
Morocco	10
Syria	18
Yemen	513
<b>REGIONAL TOTAL</b>	<b>696</b>

Source: IOM trafficking case data

**Table seven: Western Hemisphere region**

	<b>Total number of cases assisted: (year) 2011</b>
Argentina	32
Bolivia	16
Chile	1
Colombia	23
Costa Rica	4
Dominican Republic	49
Ecuador	1
El Salvador	25
Guatemala	58
Haiti	656
Mexico	6
Nicaragua	18
Peru	5
The Caribbean region	25
The United States of America	65
<b>REGIONAL TOTAL</b>	<b>984</b>

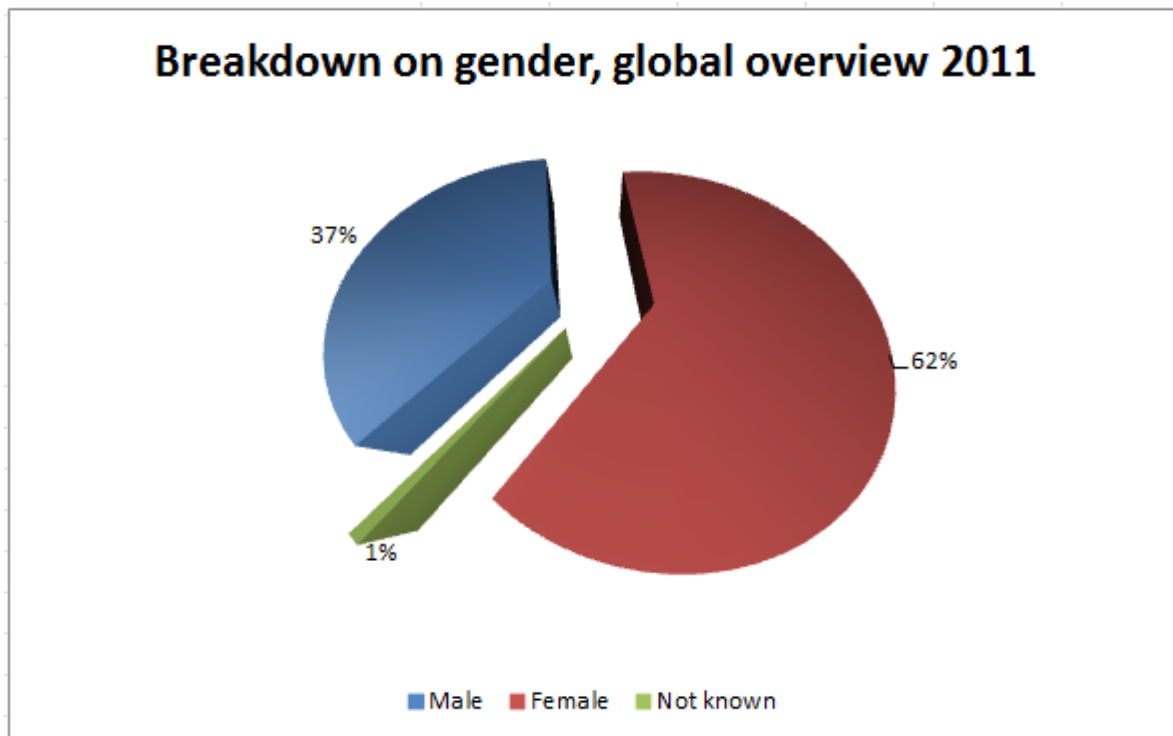
Source: IOM trafficking case data

**Table eight: Global overview of all cases assisted, by gender**

	Total number of cases assisted: (year) 2011
Male	2040
Female	3415
Not known	43
<b>GLOBAL TOTAL</b>	<b>5,498</b>

Source: IOM trafficking case data

**Figure two: Pie chart of global overview of all cases assisted, by gender**



Source: IOM trafficking case data

**Table nine: Regional overview of all cases assisted, by gender**

<b>AFRICA</b>	2011
Male	141
Female	162
<b>TOTAL:</b>	<b>303</b>

Source: IOM trafficking case data

<b>CENTRAL &amp; SOUTHERN ASIA</b>	2011
Male	377
Female	672
<b>TOTAL:</b>	<b>1049</b>

Source: IOM trafficking case data

<b>EAST ASIA &amp; PACIFIC</b>	2011
Male	245
Female	615
<b>TOTAL:</b>	<b>860</b>

Source: IOM trafficking case data

<b>EUROPE</b>	2011
Male	562
Female	1010
Not known	34
<b>TOTAL:</b>	<b>1606</b>

Source: IOM trafficking case data

<b>NEAR EAST</b>	2011
Male	304
Female	383
Not known	9
<b>TOTAL:</b>	<b>696</b>

Source: IOM trafficking case data



<b>WESTERN HEMISPHERE</b>	2011
<b>Male</b>	411
<b>Female</b>	573
<b>TOTAL:</b>	<b>984</b>

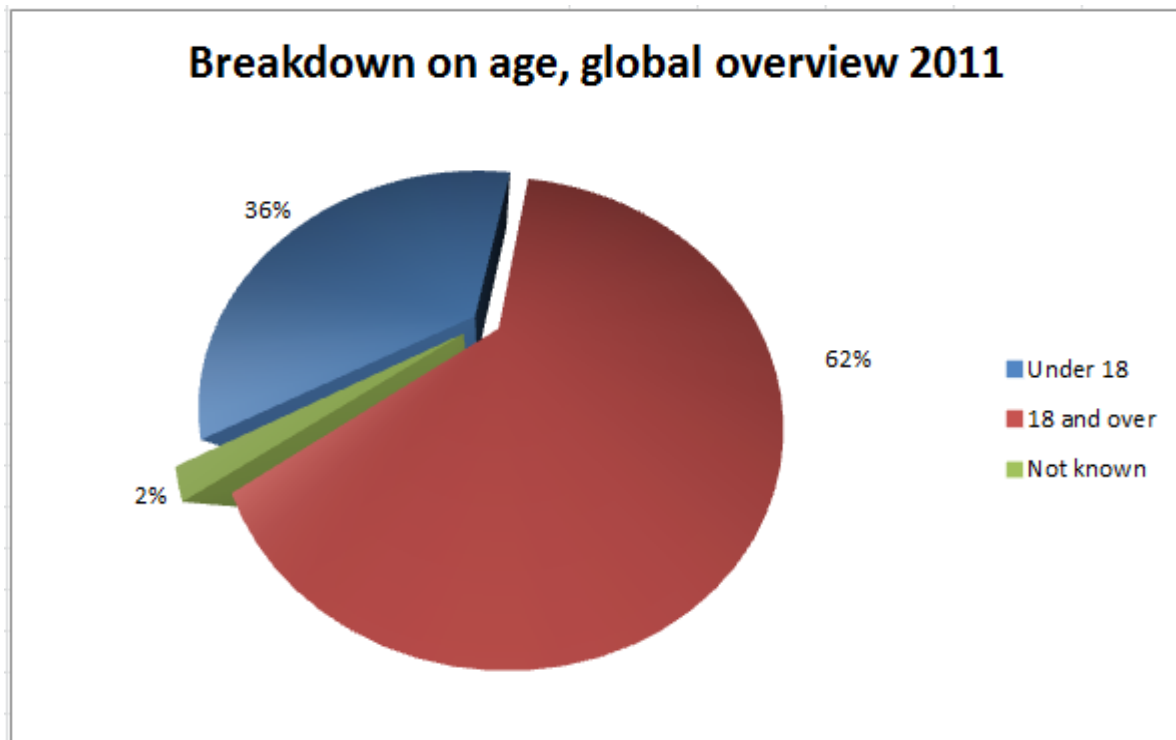
Source: IOM trafficking case data

**Table ten: Global overview of all cases assisted, by age**

	Total number of cases assisted: (year) 2011
Under 18	1987
18 and over	3404
Not known	107
<b>GLOBAL TOTAL</b>	<b>5,498</b>

Source: IOM trafficking case data

**Figure three: Pie chart of global overview of all cases assisted, by age**



Source: IOM trafficking case data

**Table eleven: Regional overview of all cases assisted, by age**

<b>AFRICA</b>	2011
Under 18	147
18 and over	155
Not known	1
<b>TOTAL:</b>	<b>303</b>

Source: IOM trafficking case data

<b>CENTRAL &amp; SOUTHERN ASIA</b>	2011
Under 18	209
18 and over	839
Not known	1
<b>TOTAL:</b>	<b>1049</b>

Source: IOM trafficking case data

<b>EAST ASIA &amp; PACIFIC</b>	2011
Under 18	356
18 and over	504
<b>TOTAL:</b>	<b>860</b>

Source: IOM trafficking case data

<b>EUROPE</b>	2011
Under 18	198
18 and over	1315
Not known	93
<b>TOTAL:</b>	<b>1606</b>

Source: IOM trafficking case data

<b>NEAR EAST</b>	2011
Under 18	279
18 and over	408
Not known	9
<b>TOTAL:</b>	<b>696</b>

Source: IOM trafficking case data

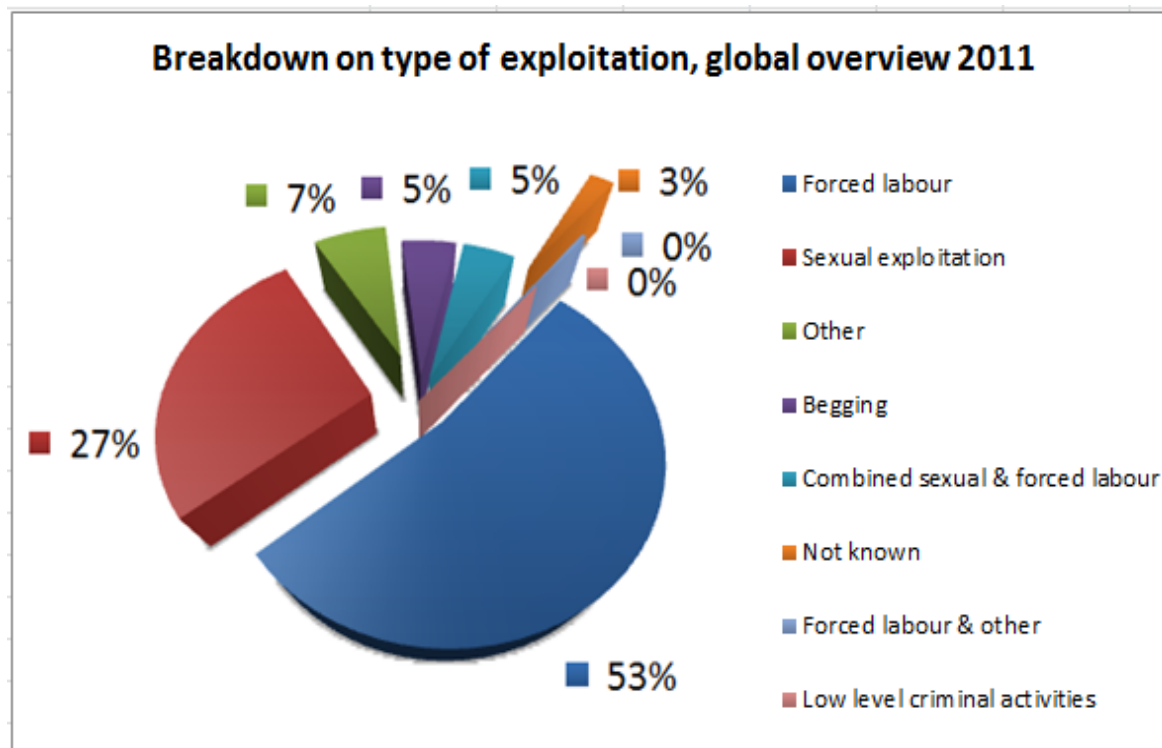
<b>WESTERN HEMISPHERE</b>	2011
Under 18	798
18 and over	183
Not known	3
<b>TOTAL:</b>	<b>984</b>

**Table twelve: Global overview of all cases assisted, by exploitation**

	Total number of cases assisted: (year) 2011
Sexual exploitation	1507
Forced labour	2906
Combined sexual & forced labour	266
Begging	279
Other	379
Forced labour & other	21
Low level criminal activities	1
Not known	139
<b>GLOBAL TOTAL</b>	<b>5,498</b>

Source: IOM trafficking case data

**Figure four: Pie chart of global overview of all cases assisted, by exploitation**



Source: IOM trafficking case data

**Table thirteen: Regional overview of all cases assisted, by exploitation**

<b>AFRICA</b>	2011
Sexual exploitation	40
Forced labour	124
Combined sexual & forced labour	5
Forced labour & Other	5
Begging	20
Other	57
Not known	52
<b>TOTAL:</b>	<b>303</b>

Source: IOM trafficking case data

<b>CENTRAL &amp; SOUTHERN ASIA</b>	2011
Sexual exploitation	322
Forced labour	503
Combined sexual & forced labour	129
Begging	1
Forced labour & other	14
Other	29
Not known	51
<b>TOTAL:</b>	<b>1049</b>

Source: IOM trafficking case data

EAST ASIA & PACIFIC	2011
Sexual exploitation	310
Forced labour	439
Combined sexual & forced labour	19
Begging	25
Other	64
Not known	3
<b>TOTAL:</b>	<b>860</b>

Source: IOM trafficking case data

EUROPE	2011
Sexual exploitation	635
Forced labour	772
Combined sexual & forced labour	52
Begging	36
Low level criminal activities	1
Other	87
Not known	23
<b>TOTAL:</b>	<b>1606</b>

Source: IOM trafficking case data

NEAR EAST	2011
Sexual exploitation	101
Forced labour	286
Combined sexual & forced labour	7
Begging	154
Other	139
Not known	9
<b>TOTAL:</b>	<b>696</b>

Source: IOM trafficking case data

<b>WESTERN HEMISPHERE</b>	2011
Sexual exploitation	99
Forced labour	782
Combined sexual & forced labour	54
Forced labour & Other	2
Begging	43
Other	3
Not known	1
<b>TOTAL:</b>	<b>984</b>

Source: IOM trafficking case data

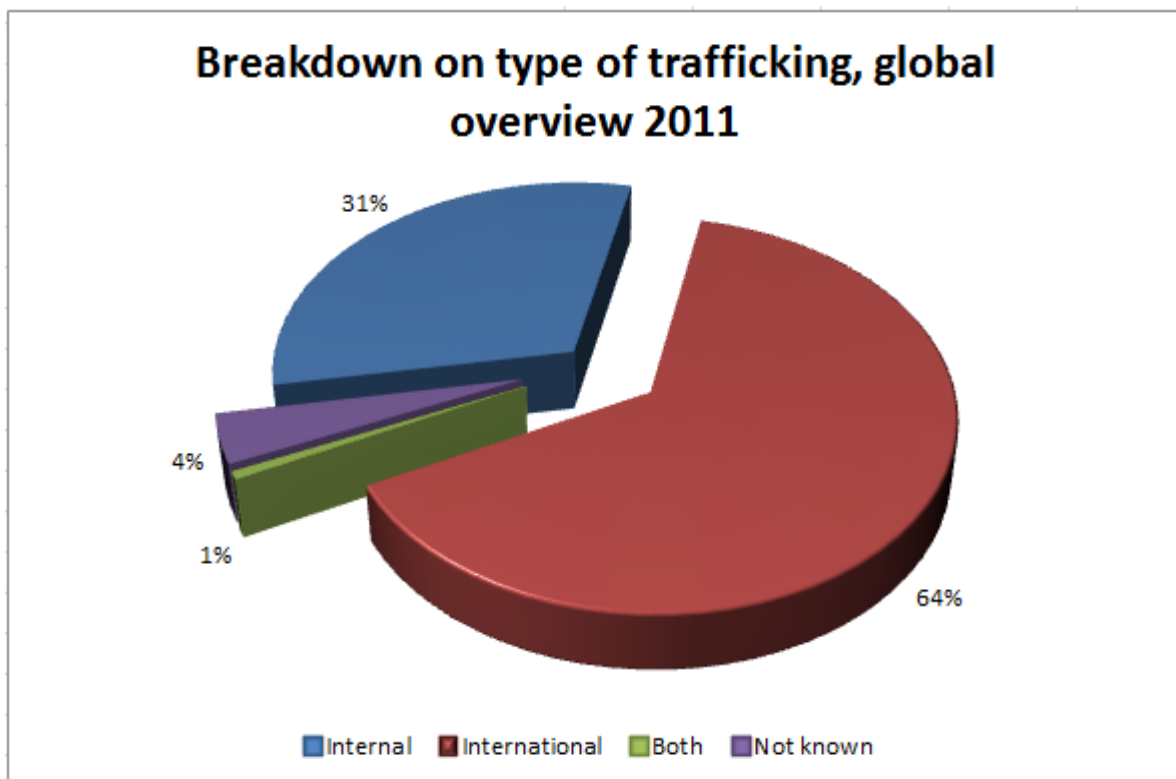


**Table fourteen: Global overview of all cases assisted, by type of trafficking**

	Total number of cases assisted: (year) 2011
Internal	1708
International	3531
Both	35
Not known	224
<b>GLOBAL TOTAL</b>	<b>5,498</b>

Source: IOM trafficking case data

**Figure five: Pie chart of global overview of all cases assisted, by type of trafficking**



Source: IOM trafficking case data

**Table fifteen: Regional overview of all cases assisted, by type of trafficking**

<b>AFRICA</b>	2011
Internal	83
International	175
Both	32
Not known	13
<b>TOTAL:</b>	<b>303</b>

Source: IOM trafficking case data

<b>CENTRAL &amp; SOUTHERN ASIA</b>	2011
Internal	372
International	632
Not known	45
<b>TOTAL:</b>	<b>1049</b>

Source: IOM trafficking case data

<b>EAST ASIA &amp; PACIFIC</b>	2010
Internal	4
International	856
<b>TOTAL:</b>	<b>860</b>

Source: IOM trafficking case data

<b>EUROPE</b>	2011
Internal	180
International	1266
Both	3
Not known	157
<b>TOTAL:</b>	<b>1606</b>

Source: IOM trafficking case data

<b>NEAR EAST</b>	2011
Internal	382
International	305
Not known	9
<b>TOTAL:</b>	<b>696</b>

Source: IOM trafficking case data

<b>WESTERN HEMISPHERE</b>	2011
Internal	687
International	297
<b>TOTAL:</b>	<b>984</b>

Source: IOM trafficking case data

**Table sixteen: Overview of all cases assisted in 2011, by nationality**

Ukraine	835
Haiti	709
Yemen	378
Laos	359
Uzbekistan	292
Cambodia	258
Kyrgyzstan	213
Afghanistan	179
Belarus	141
Ethiopia	122
Nepal	116
Vietnam	104
Indonesia	103
Moldova	100
Romania	90
Kazakhstan	76
Somalia	74
Bulgaria	67
Nigeria	65
Thailand	64
Philippines	62
Tajikistan	58
India	53
Tanzania	53
Guatemala	48
Hungary	48

Turkmenistan	48
Myanmar	42
Turkey	38
Albania	37
Congo	35
El Salvador	35
Colombia	34
Bolivia	32
Azerbaijan	31
Uganda	31
Pakistan	29
Slovakia	28
Serbia	27
Bangladesh	26
Nicaragua	24
Ghana	21
Iraq	19
Kosovo	19
Senegal	19
Brazil	18
Argentina	17
China	16
Russian Federation	16
Zambia	16
Jamaica	15
Sri Lanka	15

Mali	14
Czech Republic	13
Dominican Republic	10
Lithuania	10
Mexico	9
Peru	9
Georgia	8
Estonia	5
Honduras	5
Zimbabwe	5
Ecuador	4
Egypt	4
Eritrea	3
Guyana	3
Not known	3
Paraguay	3
Poland	3
Cameroon	2
Iran	2
Kenya	2
Lesotho	2
Liberia	2
Macedonia	2
Rwanda	2
Venezuela	2
Bosnia & Herzegovina	1

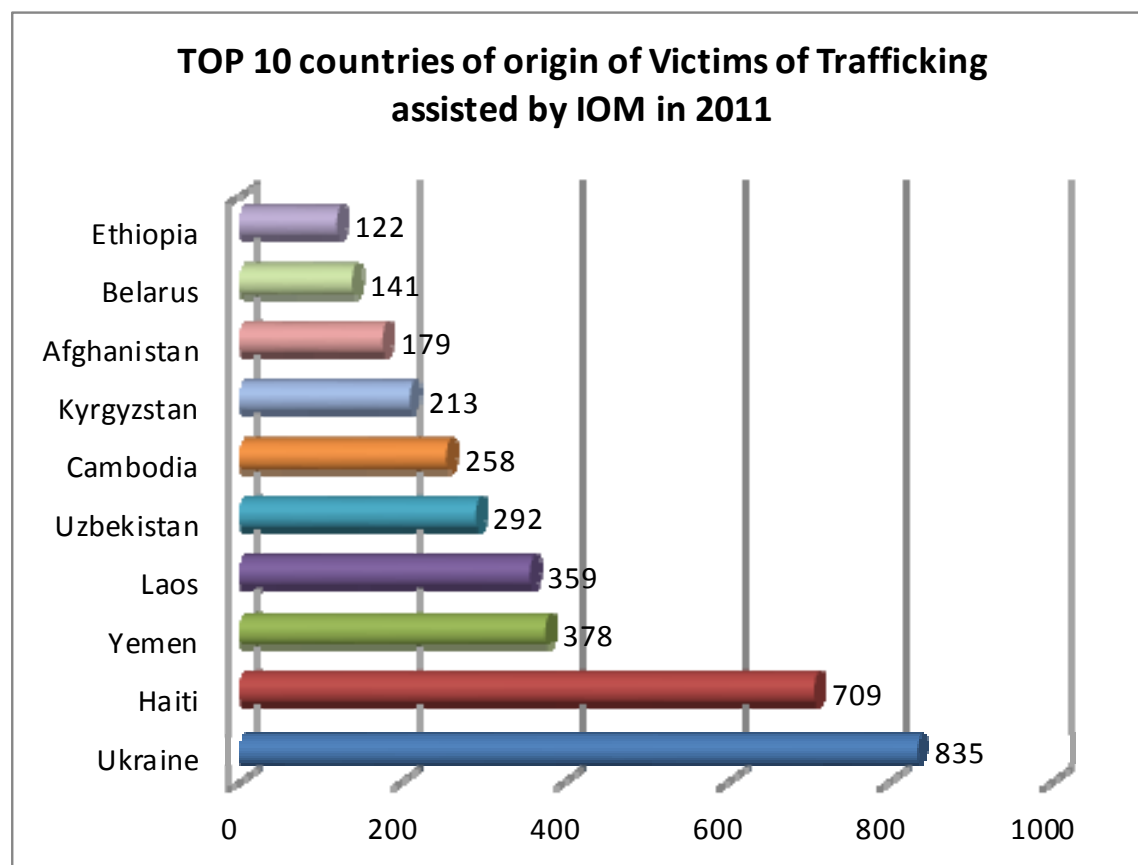
Burkina Faso	1
Burundi	1
Chad	1
Dominica	1
Gambia	1
Germany	1

Greece	1
Latvia	1
Madagascar	1
Malawi	1
Mongolia	1
South Africa	1

Sudan	1
Swaziland	1
Timor Leste	1
<b>TOTAL:</b>	<b>5498</b>

Source: IOM trafficking case data

Figure six: Bar chart of Top countries of origin of VoTs, 2011



Source: IOM trafficking case data

**Table seventeen: Overview of all cases assisted in 2011, by destination country**

Russian Federation	837	Dominican Republic	46	Serbia & Montenegro	16
Haiti	658	United Kingdom of Great Britain	37	Lebanon	15
Yemen	552	Belarus	36	Libya	13
Thailand	449	Syria	36	Portugal	13
Kazakhstan	265	Uzbekistan	36	France	11
Not known	193	Spain	35	Bangladesh	10
Afghanistan	170	Switzerland	34	Nigeria	10
Indonesia	148	Uganda	34	Finland	8
Poland	122	Greece	32	Costa Rica	7
Egypt	103	Kyrgyzstan	32	Cyprus	7
Turkey	101	Denmark	27	Nicaragua	7
United Arab Emirates	94	Czech Republic	25	Zambia	7
Germany	92	Ghana	21	Angola	6
China	87	South Africa	21	Belgium	6
India	87	Italy	20	Ireland	6
Ukraine	87	Kosovo	20	Israel	6
Malaysia	82	Guatemala	19	Mexico	6
Nepal	81	Mali	19	Jamaica	5
United States of America	71	Albania	18	Middle East	5
Iraq	65	El Salvador	18	Pakistan	5
Netherlands	55	Japan	18	Peru	5
Azerbaijan	52	Moldova	17	Tajikistan	5
Argentina	51	Antigua and Barbuda	16	Iran	4
Mauritius	48	Cambodia	16	Macedonia	4
Tanzania	47	Djibouti	16	Morocco	3
		Jordan	16	Norway	3

Slovak Republic	3
Colombia	2
Ecuador	2
Guyana	2
Kenya	2
Lithuania	2
Montenegro	2
Mozambique	2
Romania	2
Senegal	2
Singapore	2

Timor Leste	2
Belize	1
Bosnia & Herzegovina	1
Brazil	1
Bulgaria	1
Canada	1
Chad	1
Chile	1
Georgia	1
Honduras	1
Kiribati	1

Lesotho	1
Panama	1
Saudi Arabia	1
Slovenia	1
Sweden	1
The Netherlands	1
Trinidad and Tobago	1
Vietnam	1
<b>TOTAL:</b>	<b>5498</b>

Source: IOM trafficking case data

Figure seven: Bar chart of Top countries of destination for VoTs, 2011\*



Source: IOM trafficking case data

\*May include cases of internal trafficking as well.

## 1.6 Type of IOM assistance provided

Assistance provided by IOM to victims of trafficking may encompass a broad range of activities and will depend upon: a) the needs and circumstances of the trafficked person and; b) the services available in the area. Furthermore, re-integration programmes vary from region to region and are linked to the stage of programme development in each country and to funding possibilities (IOM 2007:80). Information on assistance provided, at the individual level, is somewhat incomplete in the provided data tables. Key forms of assistance relate to:

**Assisted Voluntary return:** Where a trafficked person voluntarily expresses a desire to return to their country of origin, IOM can facilitate the safe and secure return of the individual by providing a risk assessment, travel documents, travel tickets, medical and/or other escorts, along with pre-departure, transit and reintegration support.

**Accommodation:** Trafficked persons may be accommodated in an IOM shelter or elsewhere if more appropriate.

**Medical Assistance:** Victims of trafficking may receive medical care, counselling and psychological care.

**Education and vocational training:** This will depend upon the beneficiaries past education and training and his or her preference but can include re-training, skills development, micro-credit grants and so on.

**Financial Assistance:** Financial assistance may be received to help support the successful reintegration of the trafficked person. The amount will vary from country to country and depends upon the cost of living in each country.

**Legal Assistance:** This may be for criminal or civil proceedings and where the victim is subject to proceedings or where he or she seeks redress. Legal assistance may also refer to legal advice.

**Job placement/apprenticeship:** The victim of trafficking may be assisted to find employment in their country of origin.

**Monitoring:** This involves case follow up after assistance. This may be via a visit or telephone call, and additional support can be provided if needed

For a full description please refer to the IOM Handbook for the Direct Assistance of Victims of Trafficking (IOM, 2007).